



WALTHER-WERKE

FORTSCHRITT SEIT 1897

NEO - MORE THAN A PLUG THE EVOLUTION OF CEE PLUG & SOCKET DEVICES



NEO

More than a plug

THIS IS HOW PROGRESS LOOKS LIKE NEO – THE NEW CEE GENERATION



1910

The *WALTHER* system was THE synonym for plugs and sockets well into the 1960s. Aluminum or cast-iron enclosed housings were available in 2, 3 and 4 poles up to 350A and 500V.

Even then, ergonomics and design were a main theme.



1966

The first worldwide CEE plug and socket system. For the first time a one-piece housing made from plastic allowed the contact carriers to be screwed in from the front with an internal strain relief to support the cable. Offered in 3, 4 and 5 pole up to 125A and 500V.



1977

Complete revision of the CEE plug and socket system. A “two-part” construction with a front and rear part for easier connection.

Awarded the **if** design award at the Hanover Fair in 1989.

NEO

One - Touch



2006

Further redesign. The addition of a “screwless” connection between the front part and the back allowed the two parts to simply screw together. A membrane seal applied to the back part became a patented design.

Introduction of the IDC termination technique as the fastest termination available in the market.



2019

The evolution of CEE plugs and sockets! Patented One-Touch locking system activates the internal strain relief with just a quarter turn and simultaneously secures locking of the front part of the device to the back part. Screwless termination via cage clamp (CAGE-CLAMP® by WAGO) ensures reliable connections and facilitates ease of operation.

CEE NEO combines innovation and optimization with simple, safe handling in a very unique design.

COMPLETELY NEW PRODUCT LINE

THE NEW CEE NEO PLUG & SOCKET DEVICES

16 A | 5-POLE



CEE NEO wall socket
5 x 16 A | 6 h | IP54
screw terminal or cage clamp connection



CEE NEO panel socket, straight
5 x 16 A | 6 h | IP54
screw terminal or cage clamp connection



CEE NEO panel mount appliance inlet,
straight, 5 x 16 A | 6 h | IP54
screw terminal or cage clamp connection

16 A | 3-POLE



CEE NEO wall socket
3 x 16 A | 6 h | IP54
screw terminal or cage clamp connection



CEE NEO panel socket, straight
3 x 16 A | 6 h | IP54
screw terminal or cage clamp connection



CEE NEO panel mount appliance inlet,
straight, 3 x 16 A | 6 h | IP54
screw terminal or cage clamp connection



CEE NEO plug One-Touch
5 x 16 A | 6 h | IP54
screw terminal or cage clamp connection



CEE NEO coupler One-Touch
5 x 16 A | 6 h | IP54
screw terminal or cage clamp connection



CEE NEO plug Classic
3 x 16 A | 6 h | IP54
screw terminal or cage clamp connection



CEE NEO coupler Classic
3 x 16 A | 6 h | IP54
screw terminal or cage clamp connection

MAXIMUM USER BENEFITS

A BUNDLE OF PRODUCT ADVANTAGES

Easier and better in every way:
The new CEE NEO generation stands for
a lot of practical and innovative solutions.

OPTIMIZED COVER DESIGN

- Large opening angle of 217° facilitates the insertion of plug and coupler
- Robust materials for more stability

LABELING AREAS


- EAN codes for easy logistical handling
- QR codes link to product information

INCREASED STANDARD DEGREE OF PROTECTION IP54

- Protected against dust and splash water
- Coming soon: the waterproof & dustproof IP67 version

IPD SYSTEM INTEGRATION FOR INDUSTRY 4.0

An optional circuit board inside the device enables it to communicate its status via Intelligent Power Distribution (IPD) to a superordinated software level. Makes power distributions holistically intelligent and controllable for the user.



NEO

One - Touch


EASY ENCLOSURE OPENING

- Horizontal working angle prevents slipping when opening
- No risk of injury
- No wear on the opening mechanism

ONE-TOUCH LOCKING SYSTEM

- Connection between front & back part with just a quarter turn
- Automatic activation of internal strain relief
- Guarantees maximum safety

SCREWLESS CONNECTION TECHNOLOGY

- Easy and safe operation thanks to terminal levers with WAGO CAGE CLAMP®* 
- Frequent reconnectability and time saving during assembly
- Alternatively: screw contact with Torx screws for optimum power transmission and longer service life.

WALL SOCKET



MORE STABILITY IN WALL MOUNTING

- Additional attachment point for greater stability on the wall

INNOVATIVE DESIGN

- Fixing screws covered by the upper part of the housing: Ensures an elegant design and prevents dirt deposits.

OPTIMIZED CONNECTION TECHNOLOGY



Screwless connection

A cage tension spring (CAGE-CLAMP*) enables screwless connection and saves time during assembly. The ease of use of the terminal lever and the frequent reconnectability have proven themselves internationally. The WAGO CAGE-CLAMP* connection technology is accepted worldwide with all important international approvals.



Screw terminal connection

The use of Torx screws on the screw terminal ensures optimum power transmission and a longer service life of the screw heads. The mandatory fit between screwdriver and screw head prevents slipping and is ideal for the use with cordless and automatic screwdrivers.

THREE VARIANTS FOR DIFFERENT REQUIREMENTS

NEO

Classic



Classic application

Traditional product design with external strain relief at the smallest possible size.

NEO

One-Touch



Professional application

Optimized for fastest assembly and reconnectability, maximum operational safety.

NEO

IPD



Future-oriented application









Developed for IoT applications with data collection and data transmission. Available as NEO IPD extension cables (visual + live).

CEE NEO Wall Sockets

Enclosure made of PA66 material
with high temperature resistant contact carriers made of PA66 material

	<p>CEE NEO Wall Sockets</p> <p>16 A IP54 with one top cable entry</p> <p>CC = Cage clamps SK = Screw terminals</p>
	<p>CEE NEO Wall Sockets</p> <p>16 A IP54 with one top cable entry</p> <p>CC = Cage clamps SK = Screw terminals</p>
	<p>CEE NEO Wall Sockets</p> <p>16 A IP54 with 3 knock-out cable entries on top and bottom</p> <p>CC = Cage clamps SK = Screw terminals 01 = Push-in terminal block</p>
	<p>CEE NEO Wall Sockets</p> <p>16 A IP54 with 3 knock-out cable entries on top and bottom</p> <p>CC = Cage clamps SK = Screw terminals 01 = Push-in terminal block</p>
	<p>CEE NEO Wall Sockets</p> <p>Mini combination 16 A IP54 with earthed socket, without fuse</p> <p>CC = Push-in terminal block SK = Screw terminal block</p> <p>with earthed socket, with fuse</p> <p>03 = Push-in terminal block 04 = Screw terminal block</p>

CEE NEO Wall Sockets

Ampère	Poles	110 V 50 and 60 Hz		230 V 50 and 60 Hz		400 V 50 and 60 Hz		690 V 50 and 60 Hz		500 V 50 and 60 Hz		> 50 - 500 V over 300 - 500 Hz			 2 P + E	 3 P + N + E
		3-pole 4 h	5-pole 4 h	3-pole 6 h	5-pole 9 h	3-pole 9 h	5-pole 6 h	3-pole 5 h	5-pole 5 h	3-pole 7 h	5-pole 7 h	3-pole 2 h	5-pole 2 h			
Part numbers																
16	3	FW110304CC	FW110306CC	FW110309CC	FW110305CC	FW110307CC	FW110302CC	10/60								
16	3	FW110304SK	FW110306SK	FW110309SK	FW110305SK	FW110307SK	FW110302SK	10/60								
16	5	FW110504CC	FW110509CC	FW110506CC	FW110505CC	FW110507CC	FW110502CC	10/60								
16	5	FW110504SK	FW110509SK	FW110506SK	FW110505SK	FW110507SK	FW110502SK	10/60								
16	3	FW111304CC	FW111306CC	FW111309CC	FW111305CC	FW111307CC	FW111302CC	10/60								
16	3	FW111304SK	FW111306SK	FW111309SK	FW111305SK	FW111307SK	FW111302SK	10/60								
16	3	FW11130401	FW11130601	FW11130901	FW11130501	FW11130701	FW11130201	10/60								
16	5	FW111504CC	FW111509CC	FW111506CC	FW111505CC	FW111507CC	FW111502CC	5								
16	5	FW111504SK	FW111509SK	FW111506SK	FW111505SK	FW111507SK	FW111502SK	5								
16	5	FW11150401	FW11150901	FW11150601	FW11150501	FW11150701	FW11150201	5								
16	5			FW112506CC				5								
16	5			FW112506SK				5								
16	5			FW11250603				5								
16	5			FW11250604				5								

CEE NEO Plugs

Enclosure made of PA66 material
with high temperature resistant contact carrier made of PA66 material

	<p>CEE NEO Plugs</p> <p>16 A IP54 One-Touch with automatically activating strain relief</p> <p>CC = Cage clamps SK = Screw terminals</p>
	<p>CEE NEO Plugs</p> <p>16 A IP54 Classic with external cable gland, with strain relief</p> <p>CC = Cage clamps SK = Screw terminals</p>
	<p>CEE NEO Plugs</p> <p>16 A IP54 Classic with external cable gland, with strain relief</p> <p>CC = Cage clamps SK = Screw terminals PH = Phase inverter</p>

Ampère	Poles	110 V 50 and 60 Hz		230 V 50 and 60 Hz		400 V 50 and 60 Hz		690 V 50 and 60 Hz		500 V 50 and 60 Hz		> 50 - 500 V over 300 - 500 Hz			 2 P + E	 3 P + N + E
		3-pole 4 h	5-pole 4 h	3-pole 6 h	5-pole 9 h	3-pole 9 h	5-pole 6 h	3-pole 5 h	5-pole 5 h	3-pole 7 h	5-pole 7 h	3-pole 2 h	5-pole 2 h			
Part numbers																
16	5	FW210504CC	FW210509CC	FW210506CC	FW210505CC	FW210507CC	FW210502CC	5/60								
16	5	FW210504SK	FW210509SK	FW210506SK	FW210505SK	FW210507SK	FW210502SK	5/60								
16	3	FW211304CC	FW211306CC	FW211309CC	FW211305CC	FW211307CC	FW211302CC	5/60								
16	3	FW211304SK	FW211306SK	FW211309SK	FW211305SK	FW211307SK	FW211302SK	5/60								
16	5	FW211504CC	FW211509CC	FW211506CC	FW211505CC	FW211507CC	FW211502CC	5/60								
16	5	FW211504SK	FW211509SK	FW211506SK	FW211505SK	FW211507SK	FW211502SK	5/60								
16	5	FW211504PH	FW211509PH	FW211506PH	FW211505PH	FW211507PH	FW211502PH	5/60								

CEE NEO Couplers

Enclosure made of PA66 material
with high temperature resistant contact carrier made of PA66 material








	<p>CEE NEO Couplers</p> <p>16 A IP54 One-Touch with automatically activating strain relief</p> <p>CC = Cage clamps SK = Screw terminals</p>
	<p>CEE NEO Couplers</p> <p>16 A IP54 Classic with external cable gland, with strain relief</p> <p>CC = Cage clamps SK = Screw terminals</p>
	<p>CEE NEO Couplers</p> <p>16 A IP54 Classic with external cable gland, with strain relief</p> <p>CC = Cage clamps SK = Screw terminals</p>
	<p>Empty description area.</p>
	<p>Empty description area.</p>

Ampère	Poles	110 V 50 and 60 Hz		230 V 50 and 60 Hz		400 V 50 and 60 Hz		690 V 50 and 60 Hz		500 V 50 and 60 Hz		> 50 - 500 V over 300 - 500 Hz			 2 P + E	 3 P + N + E
		3-pole 4 h	5-pole 4 h	3-pole 6 h	5-pole 9 h	3-pole 9 h	5-pole 6 h	3-pole 5 h	5-pole 5 h	3-pole 7 h	5-pole 7 h	3-pole 2 h	5-pole 2 h			
Part numbers																
16	5	FW310504CC	FW310509CC	FW310506CC	FW310505CC	FW310507CC	FW310502CC	5/60		FW310504SK	FW310509SK	FW310506SK	FW310505SK	FW310507SK	FW310502SK	5/60
16	5															
16	3	FW311304CC	FW311306CC	FW311309CC	FW311305CC	FW311307CC	FW311302CC	5/60		FW311304SK	FW311306SK	FW311309SK	FW311305SK	FW311307SK	FW311302SK	5/60
16	3															
16	5	FW311504CC	FW311509CC	FW311506CC	FW311505CC	FW311507CC	FW311502CC	5/60		FW311504SK	FW311509SK	FW311506SK	FW311505SK	FW311507SK	FW311502SK	5/60
16	5															

CEE NEO Panel Sockets

Enclosure made of PA66 material
with high temperature resistant contact carrier made of PA66 material









	<p>CEE NEO Panel Sockets, straight</p> <p>16 A IP54 Flange 75 x 75 mm</p> <p>CC = Cage clamps SK = Screw terminals</p>
	<p>CEE NEO Panel Sockets, straight</p> <p>16 A IP54 Flange 75 x 75 mm</p> <p>CC = Cage clamps SK = Screw terminals</p>
	<p>CEE NEO Panel Sockets, straight</p> <p>16 A IP54 Flange 86 x 86 mm</p> <p>CC = Cage clamps SK = Screw terminals</p>
	<p>CEE NEO Panel Sockets, straight</p> <p>16 A IP54 Flange 60 x 60 mm</p> <p>CC = Cage clamps SK = Screw terminals</p>
	<p>CEE NEO Panel Sockets, straight</p> <p>16 A IP54 Flange 60 x 60 mm</p> <p>CC = Cage clamps SK = Screw terminals</p>

Ampère	Poles	110 V 50 and 60 Hz		230 V 50 and 60 Hz		400 V 50 and 60 Hz		690 V 50 and 60 Hz		500 V 50 and 60 Hz		> 50 - 500 V over 300 - 500 Hz			 2 P + E	 3 P + N + E
		3-pole 4 h	5-pole 4 h	3-pole 6 h	5-pole 9 h	3-pole 9 h	5-pole 6 h	3-pole 5 h	5-pole 5 h	3-pole 7 h	5-pole 7 h	3-pole 2 h	5-pole 2 h			
Part numbers																
16	3	FW410304CC	FW410306CC	FW410309CC	FW410305CC	FW410307CC	FW410302CC	10/60								
16	3	FW410304SK	FW410306SK	FW410309SK	FW410305SK	FW410307SK	FW410302SK	10/60								
16	5	FW410504CC	FW410509CC	FW410506CC	FW410505CC	FW410507CC	FW410502CC	10/60								
16	5	FW410504SK	FW410509SK	FW410506SK	FW410505SK	FW410507SK	FW410502SK	10/60								
16	5	FW411504CC	FW411509CC	FW411506CC	FW411505CC	FW411507CC	FW411502CC	10/60								
16	5	FW411504SK	FW411509SK	FW411506SK	FW411505SK	FW411507SK	FW411502SK	10/60								
16	3	FW412304CC	FW412306CC	FW412309CC	FW412305CC	FW412307CC	FW412302CC	10/60								
16	3	FW412304SK	FW412306SK	FW412309SK	FW412305SK	FW412307SK	FW412302SK	10/60								

CEE NEO Panel Sockets

Enclosure made of PA66 material
with high temperature resistant contact carrier made of PA66 material

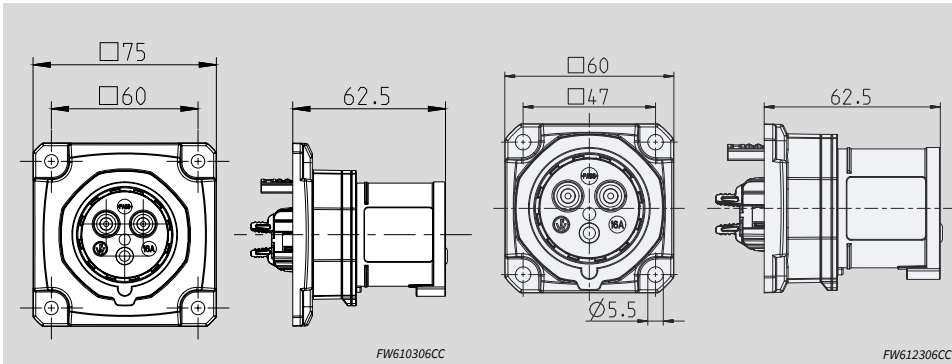
	<p>CEE NEO Panel Sockets, angled</p> <p>16 A IP54 Flange 86 x 86 mm</p> <p>CC = Cage clamps SK = Screw terminals</p>
	<p>CEE NEO Panel Sockets, angled</p> <p>16 A IP54 Flange 86 x 86 mm</p> <p>CC = Cage clamps SK = Screw terminals</p>
	<p>CEE NEO Panel Sockets, angled</p> <p>16 A IP54 Flange 60 x 60 mm</p> <p>CC = Cage Clamps SK = Screw terminals</p>
	<p>CEE NEO Panel Sockets, angled</p> <p>16 A IP54 with attached housing Flange 77,5 x 90 mm</p> <p>CC = Cage clamps SK = Screw terminals</p>
	<p>CEE NEO Panel Sockets, angled</p> <p>16 A IP54 with attached housing Flange 77,5 x 90 mm</p> <p>CC = Cage clamps SK = Screw terminals</p>

Ampère	Poles	110 V 50 and 60 Hz		230 V 50 and 60 Hz		400 V 50 and 60 Hz		690 V 50 and 60 Hz		500 V 50 and 60 Hz		> 50 - 500 V over 300 - 500 Hz			 2 P + E	 3 P + N + E
		3-pole 4 h	5-pole 4 h	3-pole 6 h	5-pole 9 h	3-pole 9 h	5-pole 6 h	3-pole 5 h	5-pole 5 h	3-pole 7 h	5-pole 7 h	3-pole 2 h	5-pole 2 h			
Part numbers																
16	3	FW510304CC	FW510306CC	FW510309CC	FW510305CC	FW510307CC	FW510302CC	10/60								
16	3	FW510304SK	FW510306SK	FW510309SK	FW510305SK	FW510307SK	FW510302SK	10/60								
16	5	FW510504CC	FW510509CC	FW510506CC	FW510505CC	FW510507CC	FW510502CC	10/60								
16	5	FW510504SK	FW510509SK	FW510506SK	FW510505SK	FW510507SK	FW510502SK	10/60								
16	3	FW512304CC	FW512306CC	FW512309CC	FW512305CC	FW512307CC	FW512302CC	10/60								
16	3	FW512304SK	FW512306SK	FW512309SK	FW512305SK	FW512307SK	FW512302SK	10/60								
16	3	FW513304CC	FW513306CC	FW513309CC	FW513305CC	FW513307CC	FW513302CC	10/60								
16	3	FW513304SK	FW513306SK	FW513309SK	FW513305SK	FW513307SK	FW513302SK	10/60								
16	5	FW513504CC	FW513509CC	FW513506CC	FW513505CC	FW513507CC	FW513502CC	10/60								
16	5	FW513504SK	FW513509SK	FW513506SK	FW513505SK	FW513507SK	FW513502SK	10/60								

CEE NEO Panel Mount / Wall Mount Appliance Inlets

Enclosure made of PA66 material

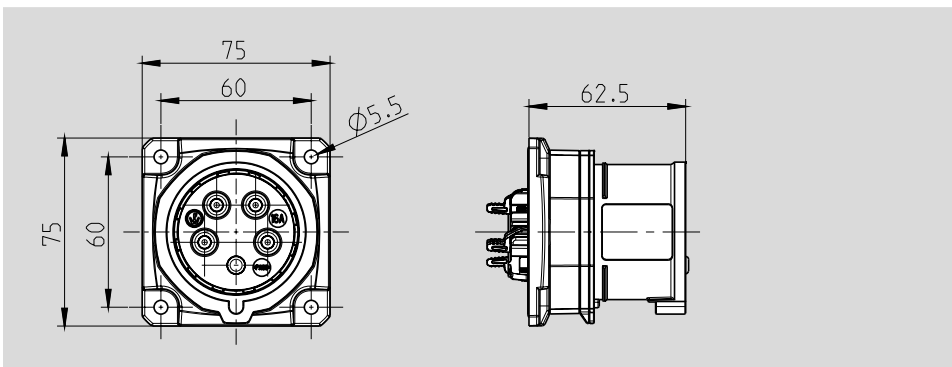
with high temperature resistant contact carrier made of PA66 material



CEE NEO Panel Mount Appliance Inlets, straight

16 A IP54
Flange 75 x 75mm (FW610...)
Flange 60 x 60 mm (FW612...)

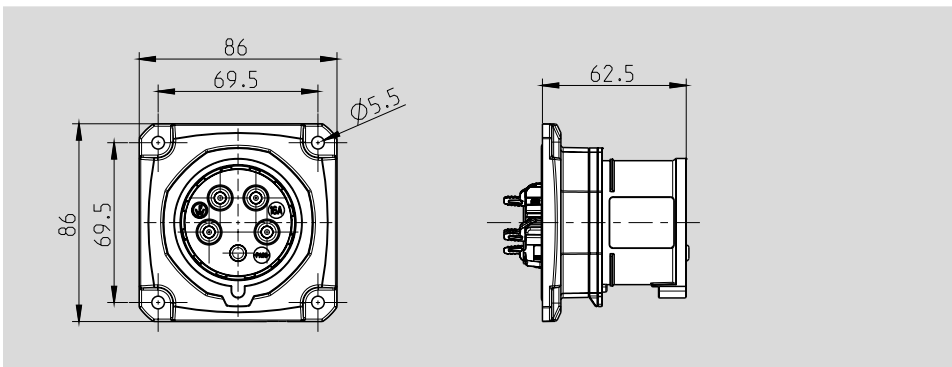
CC = Cage clamps
SK = Screw terminals



CEE NEO Panel Mount Appliance Inlets, straight

16 A IP54
Flange 75 x 75mm

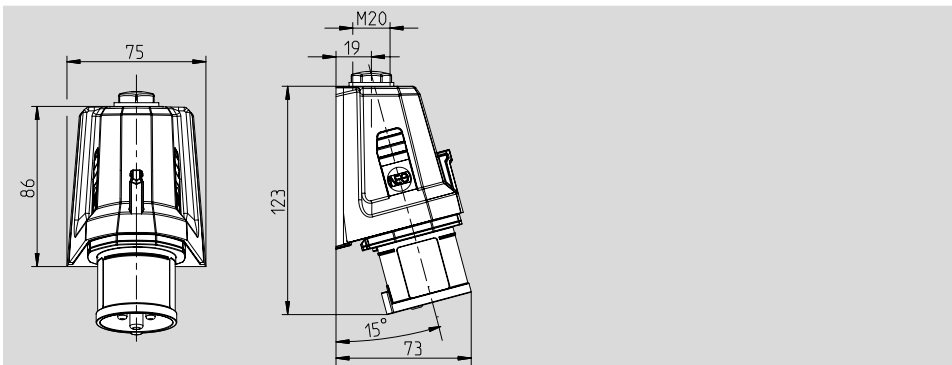
CC = Cage clamps
SK = Screw terminals
PH = Phase inverter with screw terminals



CEE NEO Panel Mount Appliance Inlets, straight

16 A IP54
Flange 86 x 86 mm

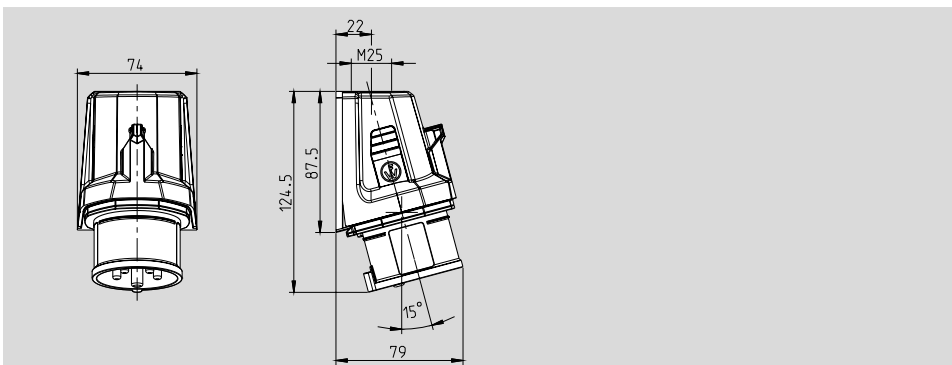
CC = Cage clamps
SK = Screw terminals
PH = Phase inverter with screw terminals



CEE NEO Wall Mount Appliance Inlets, angled

16 A IP54
with one top cable entry

CC = Cage clamps
SK = Screw terminals






CEE NEO Wall Mount Appliance Inlets, angled

16 A IP54
with one top cable entry

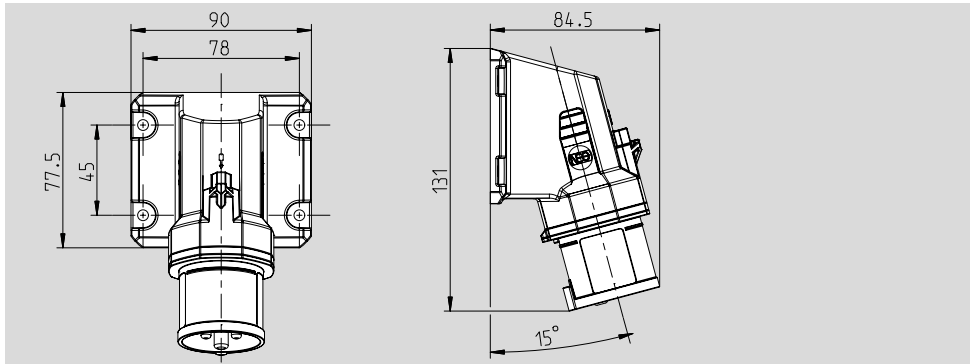
CC = Cage clamps
SK = Screw terminals
PH = Phase inverter with screw terminals

CEE NEO Panel Mount / Wall Mount Appliance Inlets

Ampère	Poles	110 V 50 and 60 Hz		230 V 50 and 60 Hz		400 V 50 and 60 Hz		690 V 50 and 60 Hz		500 V 50 and 60 Hz		> 50 - 500 V over 300 - 500 Hz			 2 P + E	 3 P + N + E
		3-pole 4 h	5-pole 4 h	3-pole 6 h	5-pole 9 h	3-pole 9 h	5-pole 6 h	3-pole 5 h	5-pole 5 h	3-pole 7 h	5-pole 7 h	3-pole 2 h	5-pole 2 h			
Part numbers																
16	3	FW610304CC	FW610306CC	FW610309CC	FW610305CC	FW610307CC	FW610302CC	10/60								
16	3	FW610304SK	FW610306SK	FW610309SK	FW610305SK	FW610307SK	FW610302SK	10/60								
16	3	FW612304CC	FW612306CC	FW612309CC	FW612305CC	FW612307CC	FW612302CC	10/60								
16	3	FW612304SK	FW612306SK	FW612309SK	FW612305SK	FW612307SK	FW612302SK	10/60								
16	5	FW610504CC	FW610509CC	FW610506CC	FW610505CC	FW610507CC	FW610502CC	10/60								
16	5	FW610504SK	FW610509SK	FW610506SK	FW610505SK	FW610507SK	FW610502SK	10/60								
16	5	FW610504PH	FW610509PH	FW610506PH	FW610505PH	FW610507PH	FW610502PH	10/60								
16	5	FW611504CC	FW611509CC	FW611506CC	FW611505CC	FW611507CC	FW611502CC	10/60								
16	5	FW611504SK	FW611509SK	FW611506SK	FW611505SK	FW611507SK	FW611502SK	10/60								
16	5	FW611504PH	FW611509PH	FW611506PH	FW611505PH	FW611507PH	FW611502PH	10/60								
16	3	FW710304CC	FW710306CC	FW710309CC	FW710305CC	FW710307CC	FW710302CC	10/60								
16	3	FW710304SK	FW710306SK	FW710309SK	FW710305SK	FW710307SK	FW710302SK	10/60								
16	5	FW710504CC	FW710509CC	FW710506CC	FW710505CC	FW710507CC	FW710502CC	10/60								
16	5	FW710504SK	FW710509SK	FW710506SK	FW710505SK	FW710507SK	FW710502SK	10/60								
16	5	FW710504PH	FW710509PH	FW710506PH	FW710505PH	FW710507PH	FW710502PH	10/60								

CEE NEO Panel Mount / Wall Mount Appliance Inlets

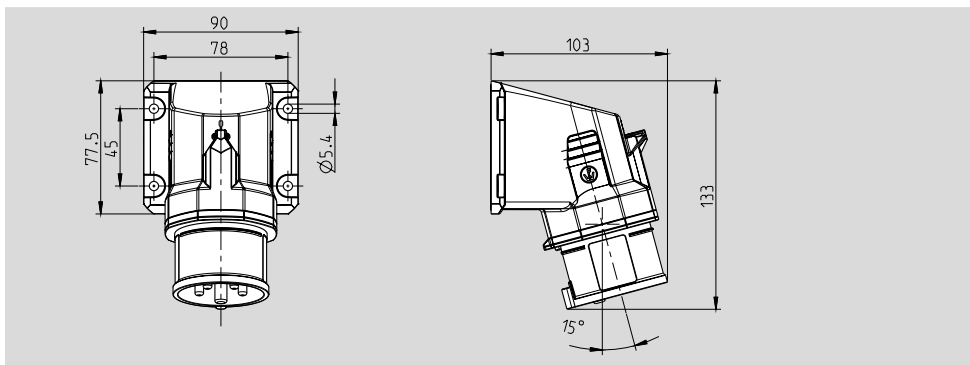
Enclosure made of PA66 material
with high temperature resistant contact carrier made of PA66 material



CEE NEO Panel Mount Appliance Inlets, angled

16 A IP54
with attached housing
Flange 77,5 x 90 mm

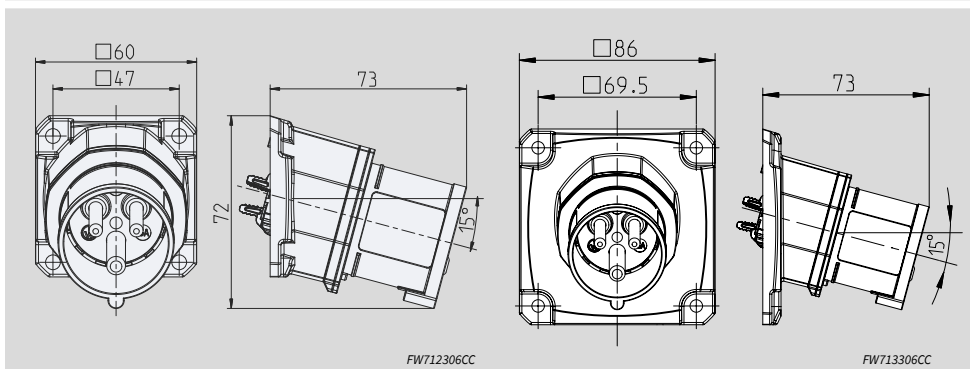
CC = Cage clamps
SK = Screw terminals



CEE NEO Panel Mount Appliance Inlets, angled

16 A IP54
with attached housing
Flange 77,5 x 90 mm

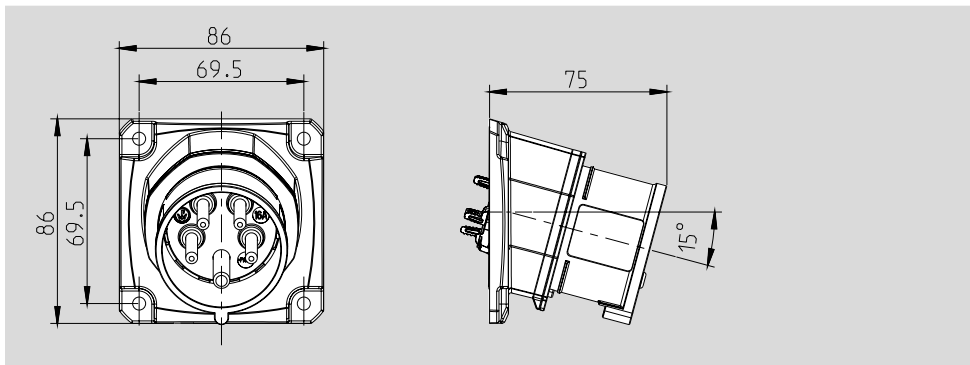
CC = Cage clamps
SK = Screw terminals
PH = Phase inverter with screw terminals



CEE NEO Panel Mount Appliance Inlets, angled

16 A IP54
Flange 60 x 60 mm (FW712...)
Flange 86 x 86 mm (FW713...)

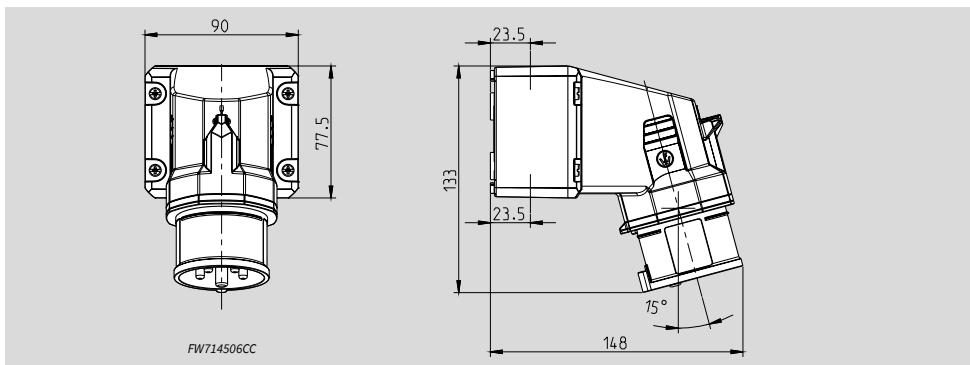
CC = Cage clamps
SK = Screw terminals



CEE NEO Panel Mount Appliance Inlets, angled

16 A IP54
Flange 86 x 86 mm

CC = Cage clamps
SK = Screw terminals
PH = Phase inverter with screw terminals





CEE NEO Wall Mount Appliance Inlets, angled

16 A IP54
with 3 knock-out cable entries
on top and bottom

CC = Cage clamps
SK = Screw terminals
PH = Phase inverter with screw terminals

CEE NEO Panel Mount / Wall Mount Appliance Inlets

Ampère	Poles	110 V 50 and 60 Hz		230 V 50 and 60 Hz		400 V 50 and 60 Hz		690 V 50 and 60 Hz		500 V 50 and 60 Hz		> 50 - 500 V over 300 - 500 Hz			 2 P + E	 3 P + N + E	
		3-pole 4 h	5-pole 4 h	3-pole 6 h	5-pole 9 h	3-pole 9 h	5-pole 6 h	3-pole 5 h	5-pole 5 h	3-pole 7 h	5-pole 7 h	3-pole 2 h	5-pole 2 h				
Part numbers																	
16	3	FW711304CC	FW711306CC	FW711309CC	FW711305CC	FW711307CC	FW711302CC	10/60									FW711306CC
16	3	FW711304SK	FW711306SK	FW711309SK	FW711305SK	FW711307SK	FW711302SK	10/60									FW711306CC
16	5	FW711504CC	FW711509CC	FW711506CC	FW711505CC	FW711507CC	FW711502CC	10/60									FW711506CC
16	5	FW711504SK	FW711509SK	FW711506SK	FW711505SK	FW711507SK	FW711502SK	10/60									FW711506CC
16	5	FW711504PH	FW711509PH	FW711506PH	FW711505PH	FW711507PH	FW711502PH	10/60									FW711506CC
16	3	FW712304CC	FW712306CC	FW712309CC	FW712305CC	FW712307CC	FW712302CC	10/60									FW712306CC
16	3	FW712304SK	FW712306SK	FW712309SK	FW712305SK	FW712307SK	FW712302SK	10/60									FW712306CC
16	3	FW713304CC	FW713306CC	FW713309CC	FW713305CC	FW713307CC	FW713302CC	10/60									FW712306CC
16	3	FW713304SK	FW713306SK	FW713309SK	FW713305SK	FW713307SK	FW713302SK	10/60									FW712306CC
16	5	FW713504CC	FW713509CC	FW713506CC	FW713505CC	FW713507CC	FW713502CC	10/60									FW713506CC
16	5	FW713504SK	FW713509SK	FW713506SK	FW713505SK	FW713507SK	FW713502SK	10/60									FW713506CC
16	5	FW713504PH	FW713509PH	FW713506PH	FW713505PH	FW713507PH	FW713502PH	10/60									FW713506CC
16	3	FW714304CC	FW714306CC	FW714309CC	FW714305CC	FW714307CC	FW714302CC	10/60									FW714306CC
16	3	FW714304SK	FW714306SK	FW714309SK	FW714305SK	FW714307SK	FW714302SK	10/60									FW714306CC
16	5	FW714504CC	FW714509CC	FW714506CC	FW714505CC	FW714507CC	FW714502CC	10/60									FW714506CC
16	5	FW714504SK	FW714509SK	FW714506SK	FW714505SK	FW714507SK	FW714502SK	10/60									FW714506CC
16	5	FW714504PH	FW714509PH	FW714506PH	FW714505PH	FW714507PH	FW714502PH	10/60									FW714506CC

Version	Cable rubber	230 V 50 und 60 Hz	400 V 50 und 60 Hz	 2 P + E	 3 P + N + E
	length	3-pole 6h	5-pole 6h	Part numbers	

NEO IPD // Intelligent Power Distribution

<p>CEE NEO Cable Visual without communication module for visual display of voltage and temperature exceedance on the plug.</p> <p>CEE NEO Cable with NEO Plug Visual FW211506VI and CEE NEO Coupler FW310506CC 16 A 5P 400 V IP54</p>	5 m H07RN-F 5G2,5		39100502050210	
	10 m H07RN-F 5G2,5		39100502100210	
	25 m H07RN-F 5G2,5		39100502250210	
<p>CEE NEO Cable Live with communication module for the transmission of measurement information to the IPD system as well as for the visual display of voltage, rotating field, monitoring of neutral and protective conductor and temperature exceedance on the plug.</p> <p>CEE NEO Cable with CEE NEO Plug live FW211506BT and CEE NEO Coupler FW310506CC 16 A 5P 400 V IP54</p>	5 m H07RN-F 5G2,5		39100502050200	 
	10 m H07RN-F 5G2,5		39100502100200	
	25 m H07RN-F 5G2,5		39100502250200	



IPD - INTELLIGENT POWER DISTRIBUTION

IPD from WALTHER-WERKE is a cloud-based system in which the user can administer, with system support, low-voltage distribution. Here, the user can use various tools to manage the inventory, plan the system structure of the distribution (availability, cable laying, utilization), manage and schedule initial and repeat tests, and repair and monitoring of the distribution system in operational use (current and voltage measurement as well as detection of system overload or failures).



Thanks to the integration of a communication module, the new CEE NEO plug & socket devices can also be integrated into this superordinate IPD system. In doing this, information such as voltage, rotation direction, neutral and protective ground and temperature can all be monitored inside the NEO plug and socket device, thus enabling the complete monitoring of the distribution system right up to the end user.



CEE NEO Rubber Extension Cables

Version	Cable rubber	230 V 50 and 60 Hz	400 V 50 and 60 Hz	 3 2 P+E	 5 3 P+N+E
	length	3-pole 6h	5-pole 6h	Part numbers	

NEO Standard Cables

CEE NEO Cables with CEE NEO plug FW211306CC + CEE NEO coupler FW311306CC 16 A 3P 230V 6h IP54 Version: CLASSIC Termination method: cage clamps	5 m H07RN-F 3G1,5	39100301050100			
	5 m H07RN-F 3G2,5	39100302050100			
	10 m H07RN-F 3G1,5	39100301100100			
	10 m H07RN-F 3G2,5	39100302100100			
	25 m H07RN-F 3G1,5	39100301250100			
	25 m H07RN-F 3G2,5	39100302250100			
50 m H07RN-F 3G1,5	39100301500100				
50 m H07RN-F 3G2,5	39100302500100				
CEE NEO Cables with CEE NEO plug FW210506CC + CEE NEO coupler FW310506CC 16 A 5P 400V 6h IP54 Version: One-Touch with automatically activating strain relief Termination method: cage clamps	5 m H07RN-F 5G1,5				
	5 m H07RN-F 5G2,5				39100501050100
	10 m H07RN-F 5G1,5				39100502050100
	10 m H07RN-F 5G2,5				39100501100100
	25 m H07RN-F 5G1,5				39100502250100
	25 m H07RN-F 5G2,5				39100501250100
50 m H07RN-F 5G1,5	39100501500100				
50 m H07RN-F 5G2,5	39100502500100				
CEE NEO Cables with CEE NEO plug FW210506CC + CEE NEO coupler FW310506CC 16 A 5P 400V 6h IP54 Version: One-Touch with automatically activating strain relief Termination method: cage clamps	5 m H07BQ-F 5G1,5				
	5 m H07BQ-F 5G2,5				39100501050107
	10 m H07BQ-F 5G1,5				39100502050107
	10 m H07BQ-F 5G2,5				39100502100107
	25 m H07BQ-F 5G1,5				39100501100107
	25 m H07BQ-F 5G2,5				39100501250107
50 m H07BQ-F 5G1,5	39100502250107				
50 m H07BQ-F 5G2,5	39100501500107				

Version	Cable rubber	400 V 50 and 60 Hz	 3 P + N + E
	length	5-pole 6h	
Part numbers			
NEO Cables with Phase Inverter			
<p>CEE NEO Cables with 16 A 5P 400V 6h IP54 CEE NEO phase inverter FW211506PH CLASSIC + CEE NEO coupler FW310506CC One-Touch with automatically activating strain relief Termination methods: Phase inverter with screw terminals, coupler with cage clamps</p>	5 m H07RN-F 5G1,5 5 m H07RN-F 5G2,5 10 m H07RN-F 5G1,5 10 m H07RN-F 5G2,5 25 m H07RN-F 5G1,5 25 m H07RN-F 5G2,5 50 m H07RN-F 5G1,5 50 m H07RN-F 5G2,5	39100501050102 39100502050102 39100501100102 39100502100102 39100501250102 39100502250102 39100501500102 39100502500102	
<p>CEE NEO Cables with CEE NEO phase inverter FW211506PH + CEE NEO coupler FW310506CC 16 A 5P 400V 6h IP54 Version: One-Touch with automatically activating strain relief Termination methods: Phase inverter with screw terminals, coupler with cage clamps</p>	5 m H07BQ-F 5G1,5 5 m H07BQ-F 5G2,5 10 m H07BQ-F 5G1,5 10 m H07BQ-F 5G2,5 25 m H07BQ-F 5G1,5 25 m H07BQ-F 5G2,5 50 m H07BQ-F 5G1,5 50 m H07BQ-F 5G2,5	39100501050177 39100502050177 39100501100177 39100502100177 39100501250177 39100502250177 39100501500177 39100502500177	
<p>CEE NEO Connection cables with CEE NEO phase inverter FW211506PH Version: CLASSIC with external cable gland and strain relief. Termination method: screw terminals</p>	1,5 m H07RN-F 5G2,5 3 m H07RN-F 5G2,5 5 m H07RN-F 5G2,5	39100502015175 39100502030175 39100502050175	
<p>CEE NEO Connection cables with CEE NEO phase inverter FW211506PH Version: CLASSIC with external cable gland and strain relief. Termination method: screw terminals</p>	1,5 m H07BQ-F 5G2,5 3 m H07BQ-F 5G2,5 5 m H07BQ-F 5G2,5	39100502015178 39100502030178 39100502050178	

Version	Cable rubber	400 V 50 and 60 Hz	 5 3 P + N + E
		length	5-pole 6h
Part numbers			
Standard cables			
<p>CEE NEO Connection Cables with CEE NEO plug FW210506CC Version: One-Touch with automatically activating strain relief Termination method: cage clamps</p>	<p>1,5 m H07RN-F 5G1,5</p> <p>3 m H07RN-F 5G1,5</p> <p>5 m H07RN-F 5G1,5</p>	<p>39100501015105</p> <p>39100501030105</p> <p>39100501050105</p>	
<p>CEE NEO Connection Cables with CEE NEO plug FW210506CC Version: One-Touch with automatically activating strain relief Termination method: cage clamps</p>	<p>1,5 m H07RN-F 5G2,5</p> <p>3 m H07RN-F 5G2,5</p> <p>5 m H07RN-F 5G2,5</p>	<p>39100502015105</p> <p>39100502050105</p> <p>39100502030105</p>	
<p>CEE NEO Connection Cables with CEE NEO plug FW210506CC Version: One-Touch with automatically activating strain relief Termination method: cage clamps</p>	<p>1,5 m H07BQ-F 5G1,5</p> <p>3 m H07BQ-F 5G1,5</p> <p>5 m H07BQ-F 5G1,5</p>	<p>39100501015108</p> <p>39100501030108</p> <p>39100501050108</p>	
<p>CEE NEO Connection Cables with CEE NEO plug FW210506CC Version: One-Touch with automatically activating strain relief Termination method: cage clamps</p>	<p>1,5 m H07BQ-F 5G2,5</p> <p>3 m H07BQ-F 5G2,5</p> <p>5 m H07BQ-F 5G2,5</p>	<p>39100502015108</p> <p>39100502030108</p> <p>39100502050108</p>	

WALTHER-WERKE
Ferdinand Walther GmbH
Ramsener Straße 6
DE-67304 Eisenberg

www.walther-werke.de

WW 10365/I-20/1/S | May 2020

