

PRODUCT DATA SHEET

Part number 416402

EAN 4015609019137

Manufacturer WALTHER-WERKE

WEEE-Reg.-Number: DE 22131895

Product description

MONDO wall socket 16A 4P 2h built-in with flush-mounted socket and plaster-compensating flange in pearl white



Similar image

Detailed product description

WALTHER Wall socket 16A 4P 50-500V 300-500Hz 2h IP44

from the MONDO series

made from PA6 material

flush-mounted

in pearl white (RAL 1013)

with flush-mounted socket

and plaster-compensating flange

outer dimensions 90x90



The flat cover allows a low housing height

and is therefore suitable for prestigious areas.

Ordering Information

| | |
|-------------------------|----------|
| Order unit | Piece |
| Customs number | 85366990 |
| Net weight | 0,264 kg |
| Packing quantity (VPE) | 10 |
| Length of the packaging | 0,31 m |
| Width of the packaging | 0,255 m |
| Depth of the packaging | 0,15 m |
| Gross weight(VPE) | 2,836 kg |

Certificates

| | | |
|-------------------|-----------------------|---|
| VDE certification | 123017 |  |
| EAC certification | BY112.02.01.020 06089 |  |

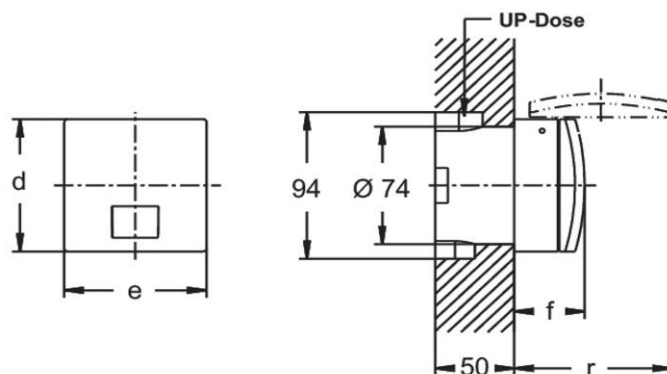
Classification system

| | |
|-----------------------|----------|
| Classification system | ETIM_6.0 |
| ETIM Class | EC001318 |

Technical product data

| | |
|-------------------------|------------------------------|
| Current supply | CEE 16 A |
| Number of poles | 4 |
| Voltage acc. EN 60309-2 | 50-500 V (>300-500 Hz) green |
| Clock hour position | 2 h |
| Identification colour | Green |
| Construction type | Wall mounted socket |
| Configuration | Closed cover |
| Colour | White |
| RAL-number | 1013 |

Dimension sheet



| Amp. | 16 | | |
|------|----|----|----|
| Pole | 3 | 4 | 5 |
| d | 90 | 90 | 90 |
| e | 90 | 90 | 90 |
| f | 38 | 38 | 38 |
| r | 96 | 96 | 96 |