

## PRODUCT DATA SHEET

---

Part number	416406LG
EAN	4015609170043
Manufacturer	WALTHER-WERKE
WEEE-Reg.-Number:	DE 22131895

### Product description

---

MONDO wall socket 16A 4P 6h built-in with flush-mounted socket and plaster-compensating flange in light grey



Similar image

### Detailed product description

---

WALTHER Wall socket 16A 4P 400V 6h IP44

from the MONDO series  
 made from PA6 material  
 flush-mounted  
 inlight grey (RAL 7035)  
 with flush-mounted socket  
 and plaster-compensating flange  
 outer dimensions 90x90



The flat cover allows a low housing height  
 and is therefore suitable for prestigious areas.

### Ordering Information

---

Order unit	Piece
Customs number	85366990
Net weight	0,264 kg
Packing quantity (VPE)	10
Length of the packaging	0,31 m
Width of the packaging	0,255 m
Depth of the packaging	0,15 m
Gross weight(VPE)	2,836 kg

## Certificates

VDE certification	123017	
EAC certification	BY112.02.01.020 06089	

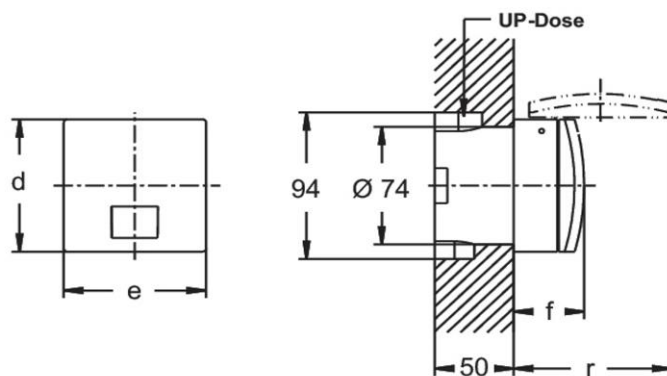
## Classification system

Classification system	ETIM_6.0
ETIM Class	EC001318

## Technical product data

Current supply	CEE 16 A
Number of poles	4
Voltage acc. EN 60309-2	400 V (50+60 Hz) red
Clock hour position	6 h
Identification colour	Red
Construction type	Flush mounted socket with UP box
Configuration	Closed cover
Colour	Grey
RAL-number	7035

## Dimension sheet



Amp.	16		
Pole	3	4	5
d	90	90	90
e	90	90	90
f	38	38	38
r	96	96	96