

## PRODUCT DATA SHEET

---

Part number 416509

EAN 4015609019250

Manufacturer WALTHER-WERKE

WEEE-Reg.-Number: DE 22131895

### Product description

---

MONDO wall socket 16A 5P 9h built-in with flush-mounted socket and plaster-compensating flange in pearl white



Similar image

### Detailed product description

---

WALTHER Wall socket 16A 5P 230V 9h IP44

from the MONDO series

made from PA6 material

flush-mounted

in pearl white (RAL 1013)

with flush-mounted socket

and plaster-compensating flange

outer dimensions 90x90

The flat cover allows a low housing height



and is therefore suitable for prestigious areas.

### Ordering Information

---

|                         |          |
|-------------------------|----------|
| Order unit              | Piece    |
| Customs number          | 85366990 |
| Net weight              | 0,263 kg |
| Packing quantity (VPE)  | 10       |
| Length of the packaging | 0,31 m   |
| Width of the packaging  | 0,255 m  |
| Depth of the packaging  | 0,15 m   |
| Gross weight(VPE)       | 2,826 kg |

## Certificates

|                   |                       |   |
|-------------------|-----------------------|---|
| VDE certification | 123017                |  |
| EAC certification | BY112.02.01.020 06089 |  |

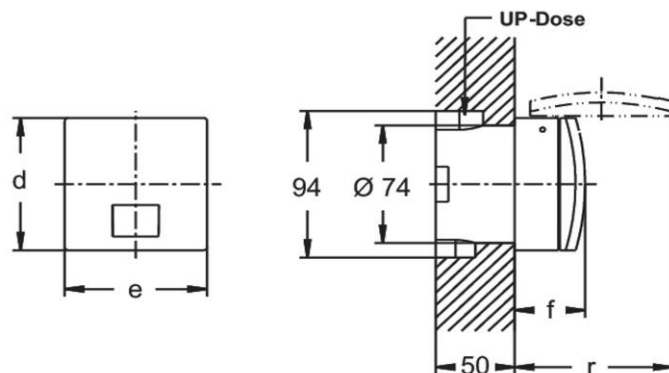
## Classification system

|                       |          |
|-----------------------|----------|
| Classification system | ETIM_6.0 |
| ETIM Class            | EC001318 |

## Technical product data

|                         |                                  |
|-------------------------|----------------------------------|
| Current supply          | CEE 16 A                         |
| Number of poles         | 5                                |
| Voltage acc. EN 60309-2 | 230 V (50+60 Hz) blue            |
| Clock hour position     | 9 h                              |
| Identification colour   | Blue                             |
| Construction type       | Flush mounted socket with UP box |
| Configuration           | Closed cover                     |
| Colour                  | White                            |
| RAL-number              | 1013                             |

## Dimension sheet



| Amp. | 16 |    |    |
|------|----|----|----|
| Pole | 3  | 4  | 5  |
| d    | 90 | 90 | 90 |
| e    | 90 | 90 | 90 |
| f    | 38 | 38 | 38 |
| r    | 96 | 96 | 96 |